



Interreg
North-West Europe



Co-funded by
the European Union



Tionól Réigiúnach
an Deiscirt
Southern Regional
Assembly

Call 5 and 2021-27 programme

NWE essentials

What does the Programme expect?

Helene Schabasser, Joint Secretariat

The NWE Programme 2021-2027

7 countries

Belgium, France, Germany,
Ireland, Luxembourg, the
Netherlands and Switzerland

Partnerships

Minimum 3 partners from 3
different countries

Overall budget: >€310 million
EU funded (ERDF)

Co-financing : 60% EU funded

Simplified Costs and reporting





Programme priorities



IDEA

Programme priorities



See website for IP and [Factsheets!!](#)

Priority 1



Climate and environment

SO 2.7

Nature protection and
biodiversity

SO 2.4

Climate adaptation and
disaster risk prevention

Priority 2



Energy transition

SO 2.1

Energy efficiency

SO 2.2

Renewable energy

Priority 3



Circular economy

SO 2.6

Circular and resource
efficient economy

Programme priorities



See website for IP and [Factsheets!!](#)

Priority 4



Innovation and resilience

SO 1.1

Innovation capacities
and the uptake of
technologies

Priority 5



Inclusive society

SO 4.1

Access to employment

SO 4.5

Access to healthcare

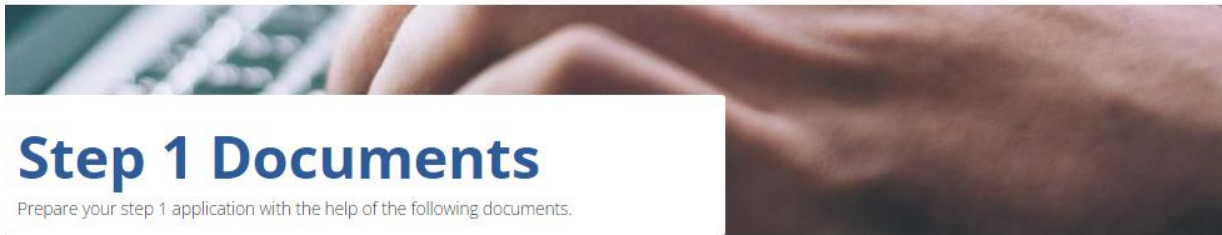
SO 4.6

Culture and sustainable tourism

Project partnership



Eligibility criteria



Step 1 Documents

Prepare your step 1 application with the help of the following documents.

Application process

Get an overview of the milestones and timeline of the application process.

This infographic explains our two-step application process.

[Download](#)

Intervention logic

Structure your project idea with the help of the intervention logic infographic.

From territorial challenges and opportunities to project results and societal benefits for North-West Europe.

[Download](#)

Step 1 application form

The step 1 application form is a word version of what applicants will find on the Interreg NWE Joint electronic submission system (Jems) and need to fill in to submit a step 1 application.

Please note that this document is made available for demonstration and information purposes only.

[Download](#)

Step 1 eligibility criteria

The step 1 eligibility criteria are the list of criteria each project must comply with to be declared eligible.

[Download](#)

Step 1 assessment criteria

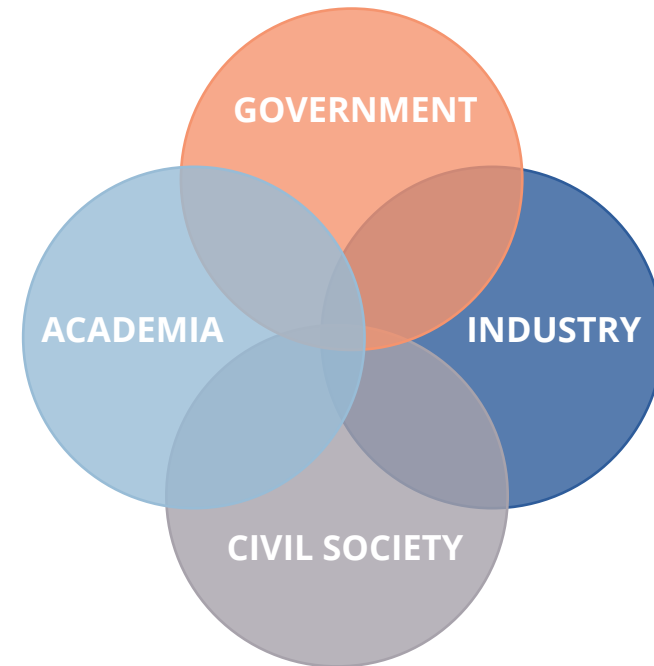
The step 1 assessment criteria are the criteria against which every project application will be assessed to establish its relevance and feasibility.

Decisions on whether to grant funding will be based on this document.

[Download](#)

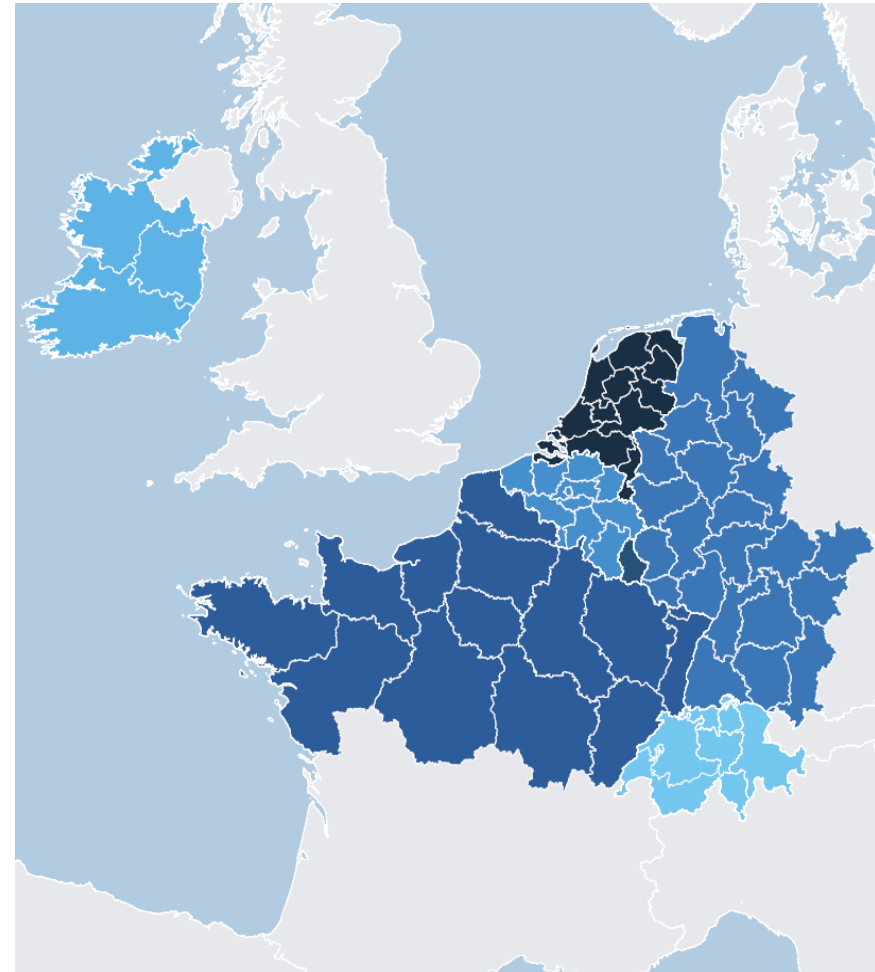
Who can apply?

- **Public:** Local/regional/national authorities, governmental agencies, public equivalent organisations
- **Private:** SMEs and business support organisations
- **Academia:** Universities, public research centres, private research units, schools and higher education, training centres
- **Civil Society:** Sectoral associations, NGOs, lobby organisations, citizens groups



Partnership requirements

- **3 partners** from 3 different countries (at least **2 from the NWE area**)
- **Lead partner** must be from NWE Programme area
- **Lead partner** must be public, non-profit, or a body governed by public law
- **Co-financing** (EU 60%, partners 40%)



Type of partners

	Lead partner & Project partner	Associated organisations
Involvement	Fundamental role, active for the whole duration	Remote
Budget	Have budget	No budget
Eligibility rules	Apply Programme rules	Travel and accommodation can be reimbursed for them
Controller	Need one	None
Partnership Agreement	Sign the Partnership Agreement	Does not sign

Lead partner (LP)



- LP is the overall responsible of the project
- LP signs the contract with the Programme
- LP coordinates and manages the project

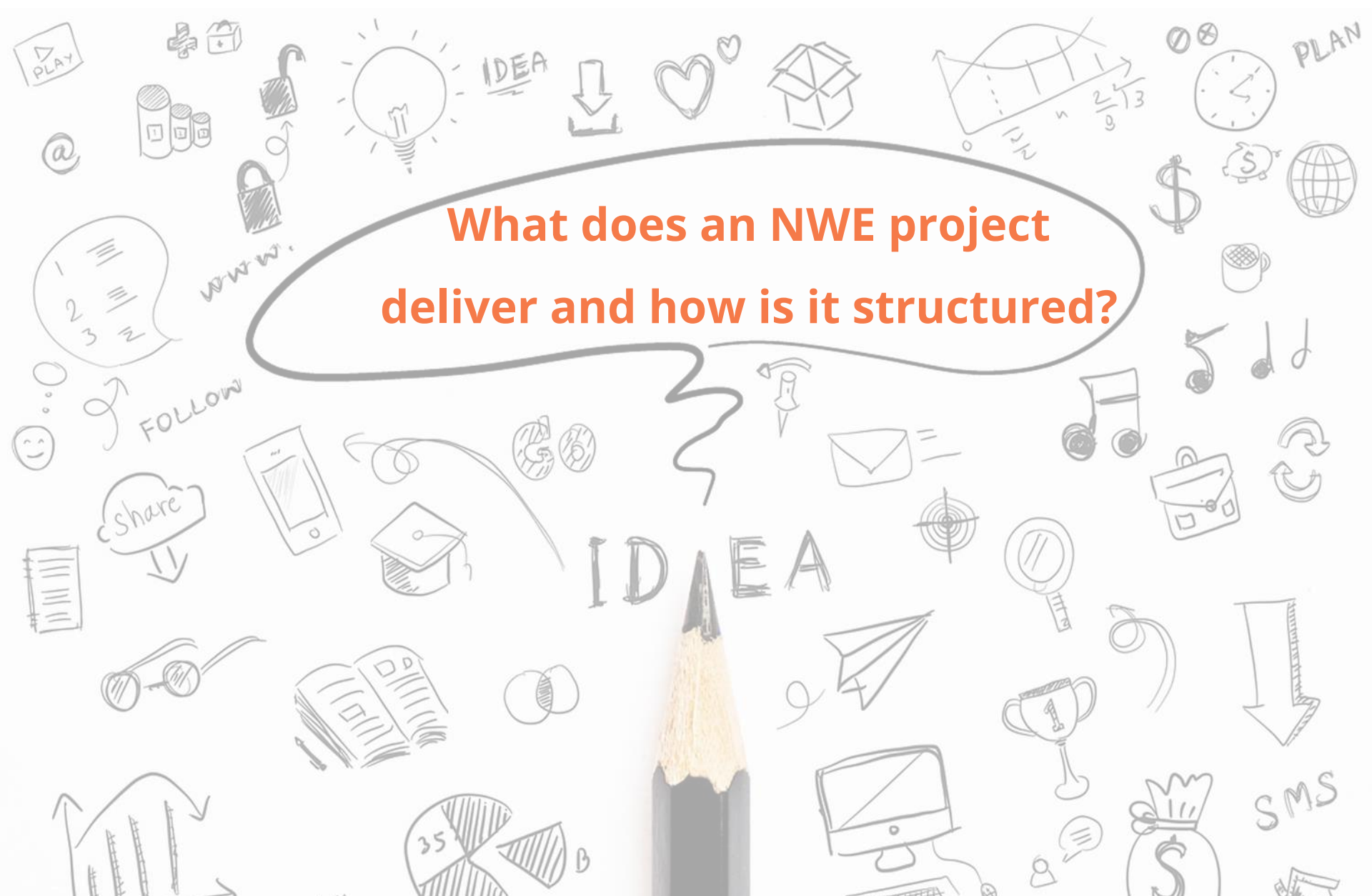
Partners from outside NWE

- Possible
- Needs good justification (Why this partner and not someone from NWE?)
- UK organisations



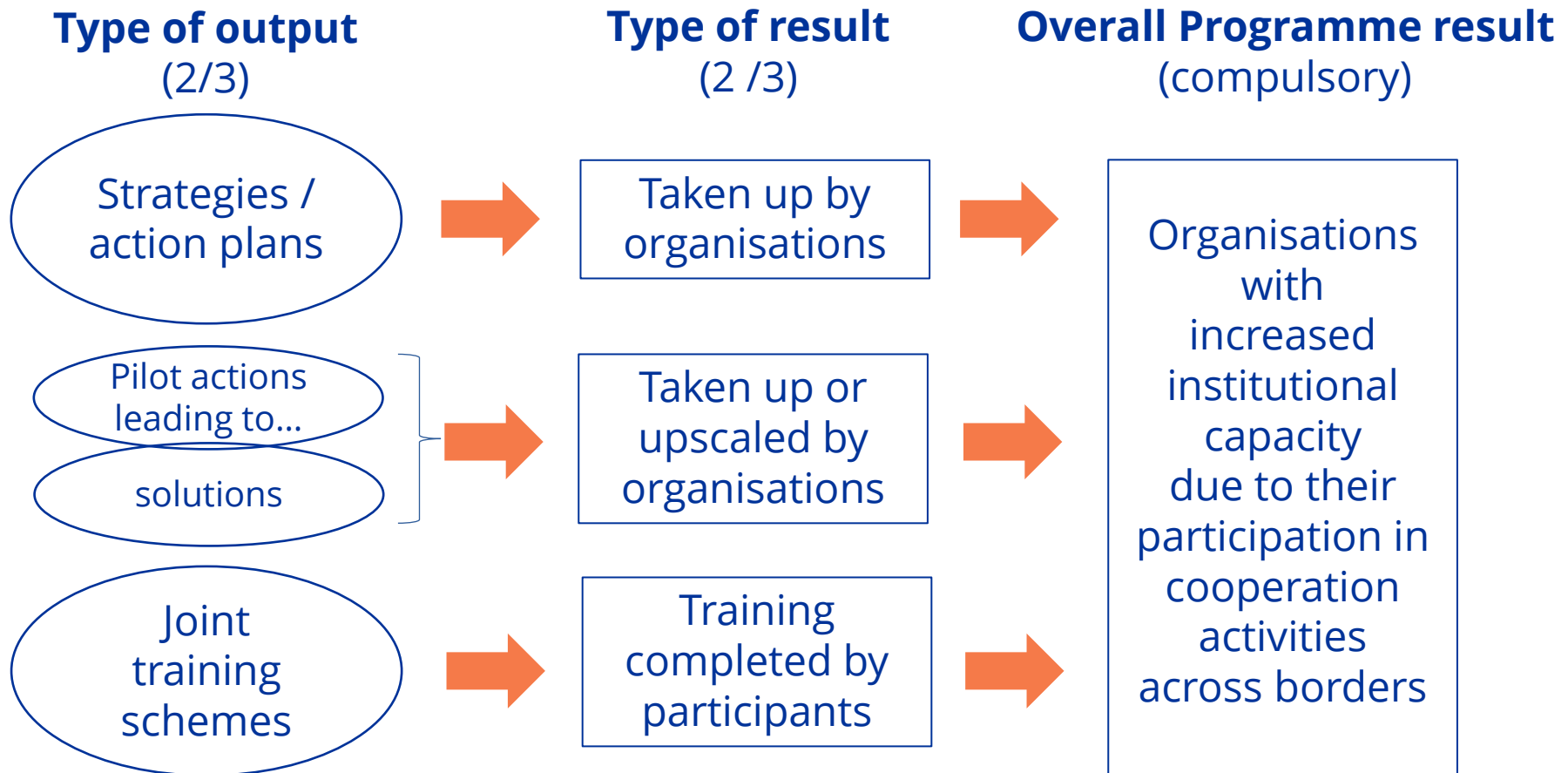
**What does an NWE project
deliver and how is it structured?**

IDEA



Expected outputs & results

2 out of 3 output types developed & taken up



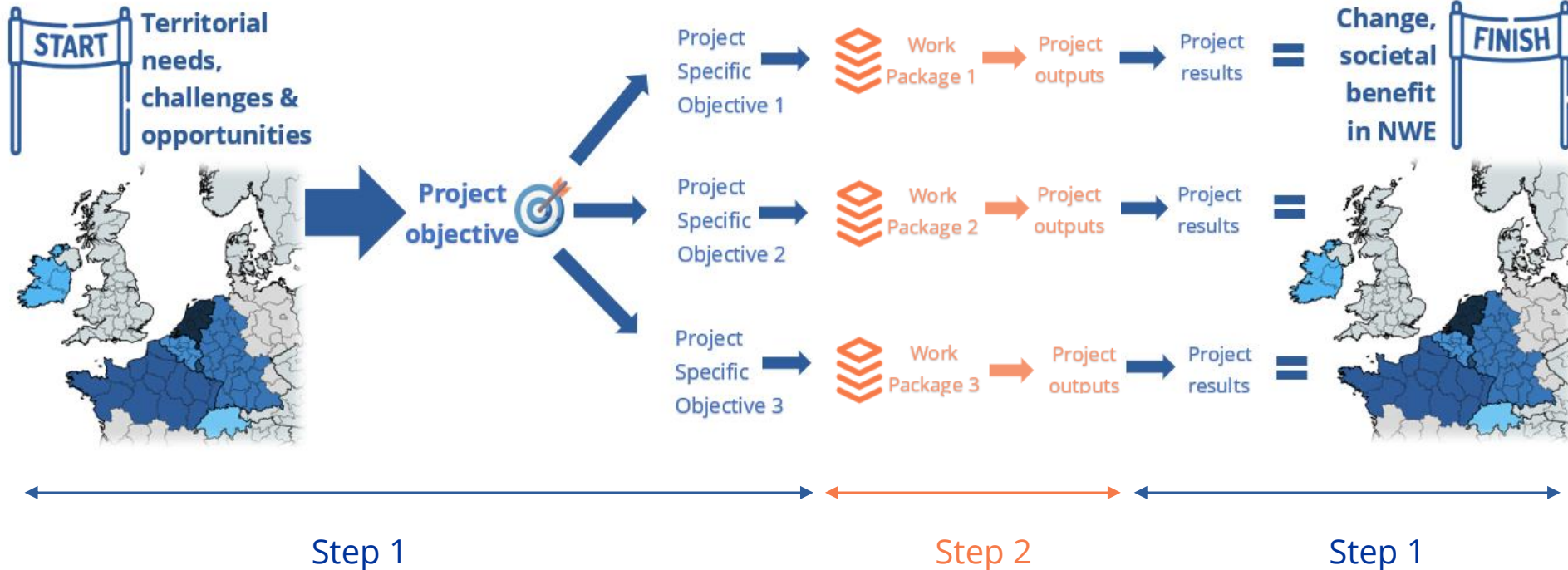
Project intervention logic

NEED

OBJECTIVE

ACTIVITIES

RESULTS





Call 5 and 2021-27 programme

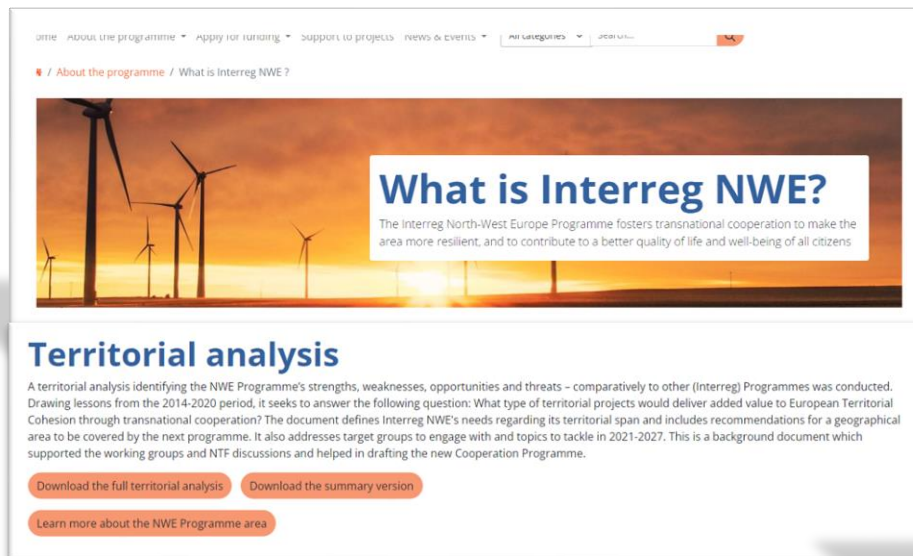
NWE essentials

What makes a good Interreg NWE project?

Sarah Davoren, National Contact Point Ireland

Territoriality

- Challenges and opportunities specifically in NWE
- In which kind of regions (rural, urban, intermediate...)



Home / About the programme / What is Interreg NWE?

What is Interreg NWE?

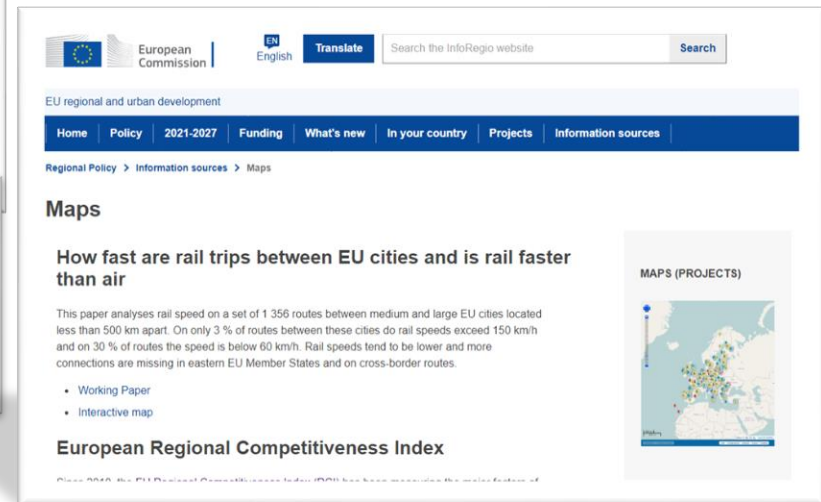
The Interreg North-West Europe Programme fosters transnational cooperation to make the area more resilient, and to contribute to a better quality of life and well-being of all citizens

Territorial analysis

A territorial analysis identifying the NWE Programme's strengths, weaknesses, opportunities and threats - comparatively to other (Interreg) Programmes was conducted. Drawing lessons from the 2014-2020 period, it seeks to answer the following question: What type of territorial projects would deliver added value to European Territorial Cohesion through transnational cooperation? The document defines Interreg NWE's needs regarding its territorial span and includes recommendations for a geographical area to be covered by the next programme. It also addresses target groups to engage with and topics to tackle in 2021-2027. This is a background document which supported the working groups and NTF discussions and helped in drafting the new Cooperation Programme.

[Download the full territorial analysis](#) [Download the summary version](#)

[Learn more about the NWE Programme area](#)



European Commission | EN English | Translate | Search the InfoRegio website | Search

EU regional and urban development

Home Policy 2021-2027 Funding What's new In your country Projects Information sources

Regional Policy > Information sources > Maps

Maps


How fast are rail trips between EU cities and is rail faster than air

This paper analyses rail speed on a set of 1 356 routes between medium and large EU cities located less than 500 km apart. On only 3 % of routes between these cities do rail speeds exceed 150 km/h and on 30 % of routes the speed is below 60 km/h. Rail speeds tend to be lower and more connections are missing in eastern EU Member States and on cross-border routes.

- Working Paper
- Interactive map

European Regional Competitiveness Index

MAPS (PROJECTS)



➔ See NWE Territorial Analysis

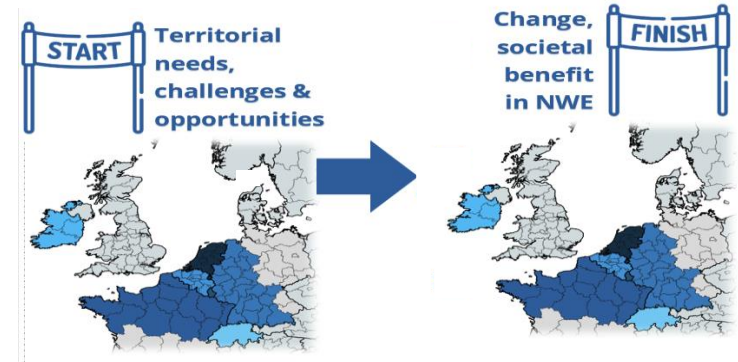
➔ See EU regional policy information and maps:

https://ec.europa.eu/regional_policy/information-sources/maps_en

➔ Look into NWE specific data from Eurostat

Cooperation

- Are all **necessary partners** involved to achieve the project objective?
- Is there a **need for cooperation across countries** to tackle the identified challenge?
- Do partners **jointly develop** project outputs, do they **learn from each other**?



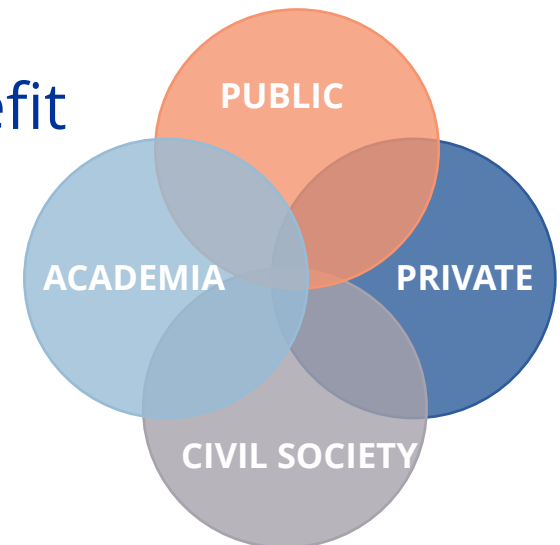
Impact

- Will the project contribute to the achievement of the Programme's objectives?



See website for IP and [Factsheets!!](#)

- How does the project build on existing practices?
- Who are the target groups that will benefit from the project?
- How will the project deliver long-term effects?



Application process



How to get through the
application process ?

Application Process



FIFTH CALL FOR PROPOSALS

open 26th June 2024



APPLICATION STEP 1

closes 16th Jan 2025



APPLICATION STEP 2

closes 10th July 2025



NOTIFICATION & PROJECT START

November 2025

Application Form

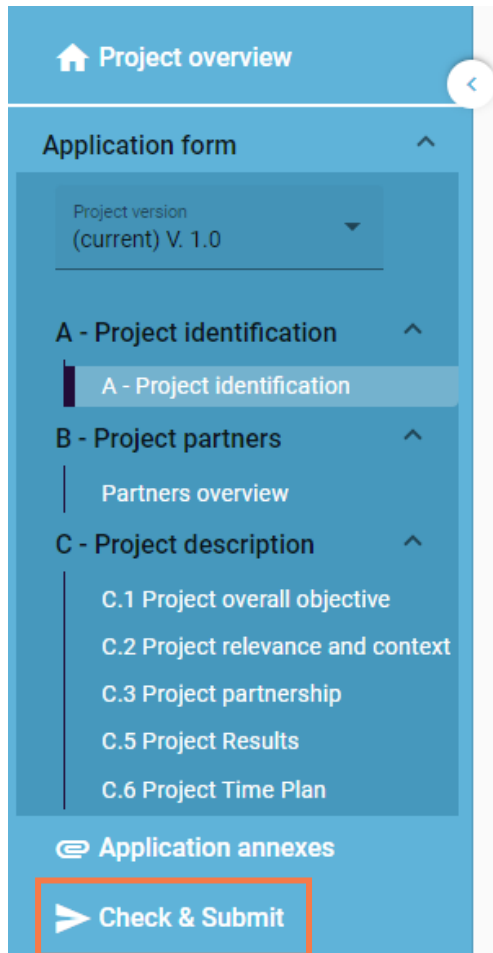


<https://www.nweurope.eu/jems>

Jems User Guidance

<https://www.nweurope.eu/web/content/4599?unique=b48e511c4814cc4987c314a96624bf492324cac0&download=true>

Application Form



The screenshot shows a web application interface for project management. At the top, there is a 'Project overview' header with a home icon and a back arrow. Below this is the 'Application form' section, which is expanded to show a list of sections: 'A - Project identification', 'B - Project partners', and 'C - Project description'. Under 'A - Project identification', there is a sub-section 'A - Project identification' which is currently selected. Under 'B - Project partners', there is a sub-section 'Partners overview'. Under 'C - Project description', there are several sub-sections: 'C.1 Project overall objective', 'C.2 Project relevance and context', 'C.3 Project partnership', 'C.5 Project Results', and 'C.6 Project Time Plan'. At the bottom of the application form section, there is an 'Application annexes' section with a paperclip icon. Below that is a 'Check & Submit' button with a right-pointing arrow icon, which is highlighted with an orange border. A blue arrow points from the text 'Sections of the application form in step 1' to the 'Check & Submit' button. An orange line connects the 'Check & Submit' button to the text 'Also see Word version of the application form on NWE website'.



Sections of the application form in step 1

- What to pay attention to in Jems
- Pre-submission check
 - ! Does not guarantee that a submitted AF is complete and declared eligible.
- Also see Word version of the application form on NWE website

Hints and tips

Don't underestimate...

- time to **identify the common challenge** & research **existing projects**
- time to set up the **partnership**
- time for **drafting**
- time for the **translation of summaries**
- time to get to know and fill in **Jems**
- time to write in a **clear and understandable way**
(with external help?)

“Less is more “

How to get support



Key reference documents

Interreg Programme document

Programme Manual

NWE Territorial Analysis



Other guidance documents

SO Factsheets, FAQ, intervention logic infographic,

application process infographic,

application form (Word)...



www.nweurope.eu

How to get support



 [Click here](#) for **Irish partners mailing list**:

- Your **key words** allow the CP to “find” you when international consortia need Irish expertise in your field
- Subscribes you to the Irish Newsletter with call info
- **Set up a meeting** to discuss your project idea



**Sign up for the NWE
newsletter**

Stay informed

[→ Registration form](#)

Join our newsletter to stay up-to-date with the latest news from Interreg NWE.



Follow us on Social Media



@INTERREG_NWE



Interreg North-West Europe
(NWE)

INTERREGNWE

How to find partners



Sign up to the NWE online community

<https://www.nweurope.eu/nwe-online-community>



The screenshot shows the homepage of the Interreg NWE Online Community. The header is dark blue with the Interreg logo and navigation links: Home, Find Partners, Browse Ideas, Sign in, and Sign up. The main content area features a grid of images and text. On the left, there are two dark blue boxes: one with '1007 ORGANISATIONS' and another with '22 PROJECT IDEAS'. The central part of the page has a large white text overlay that reads 'Interreg NWE' and 'Online Community' in a red box. The background is a collage of various images related to community, industry, and nature.

Join us in Croke Park

Interreg
North-West Europe



Co-funded by
the European Union

Tionól Réigiúnach
an Deiscirt
Southern Regional
Assembly

REGISTER NOW

NWE Annual Event Ready, get set, cooperate!

5 - 6 November 2024



- Click here to [Register now](#).
 - **Discover our projects**; get inspired, meet real life successful consortia
 - **Develop your project idea for Call 5**; discuss your project idea, network and **find partners**. Display **your project idea** at the poster exhibition.
 - **Have your say on the future of Interreg**; contribute to the consultation process initiated by the EU Commission. Share your thoughts and priorities for the post-2027 Cohesion Policy.
-



Q&A



sdavoren@southernassembly.ie